

Hurworth  
Primary School

Consider. Create. Contribute

Year 2

Information Evening

# Staff

**Mrs Maguire**



**Mrs McNaught**



**Mrs Maddison  
Head Teacher**



**Mrs Lennon  
Deputy Head Teacher**



# The School Day

The gates open at 8:45am and the children can come straight to the Year 2 classroom. They will hang up their coats in the first cloakroom, place their water bottle in the classroom and hang their bags in the second cloakroom.

The school day ends at 3:15pm. Children should be collected from the school gate.

# Daily Routines

## Mornings

- Fluency Bee
- Maths
- English
- Whole class reading/class novel

## Playtimes

- Morning playtime is at 10:30am with Year 1 for 15 minutes.
- Children in KS1 are given a choice of fruit.

## Afternoons

- We love to read time
- Spelling
- Humanities - Geography/History/RE
- Science
- Music/Art/D&T
- PE
- PSHE

## Lunchtimes

- Lunchtime starts at 12:00pm where they will go outside first. At 12:30pm, they come in to eat.
- Year 2 play with Year 3 and 4 children.

# PE

- Details of PE days will be confirmed later in the term.
- Children should come to school in their PE kit.
- They will need appropriate clothing for the weather (sunhats for warm weather, waterproof coats and hats for cold weather).
- All jewellery must be removed before PE. If your child is wearing earrings, please ensure that they can remove their own or you provide plasters to cover them.
- **Please make sure that all items of PE clothing are labelled with your child's name.**



White T-shirt  
(available with school logo)



Royal blue shorts



Royal blue hooded sweatshirt (available with school logo)



Long, plain jogging bottoms or leggings



Trainers

# Writing Expectations

- Uses the past and present tense correctly.
- Uses full stops, capital letters, questions marks and exclamation marks accurately 75% of the time.
- Uses the correct graphemes mostly when spelling.
- Spells most tricky words accurately.
- Begins to use the correct homophones.
- Starts to use apostrophes for contractions.
- Builds writing stamina; managing 3 parts.
- Reads work aloud.
- Uses a wider range of conjunctions to join simple sentences.

# Reading Expectations

- Reads 90 words per minute fluently.
- Reads words containing 2 or more syllables.
- Reads Year 2 tricky words
- Recalls specific information such as character's names and places.
- Makes plausible predictions.
- Makes inferences.
- Can summarise a story.
- Shows an awareness of basic punctuation.
- Self-corrects when a sentence doesn't make sense.
- Discusses the books they have read and that are read to them.

# Maths Expectations

- Compares numbers up to 100.
- Recalls number bonds to 10 and 20.
- Recognises odd and even numbers up to 100.
- Doubles and halves numbers up to 20.
- Adds and subtracts 2 digit numbers using concrete objects, pictorially and mentally.
- Recognises and finds common fractions of an amount or shape.
- Tells the time to nearest 15 minutes.
- Combines amounts of money and finds alternative ways of making the same amount.
- Names and describes the properties of 2D and 3D shapes.



# The Wider Curriculum

A more detailed overview will be added to the school website and emailed each term.

Throwing & catching

Growing & surviving

How do we stay safe?

Dance

Great Explorers

Continents & oceans

Singing

Darlington

Materials

Great Fire of London

Defending & attacking

Online safety

Countries & capital cities in the UK

Photography

Gymnastics

What makes a good friend?

Composing

The history of the railway

Living things and their habitats

Self-portraits

Plants

Indigenous Australian art

Coding

# Homework

Reading – Read aloud to an adult at home three times a week.

Spelling – 4 words from the spelling list, 2 using the same spelling pattern, 2 of the year group words and 2 words from previous weeks.

English – Learn nursery rhymes or poems off by heart at home. There is always a link to the tune on the sheet. Children could make their own actions to help remember them.

Monday	Tuesday	Wednesday	Thursday	Friday
Hand in homework book Spelling & nursery rhyme homework will be given <u>Reading records checked</u> Return phonics books			Sharing story change Phonics books are given	Spelling test Perform nursery rhyme/poems

# Reading

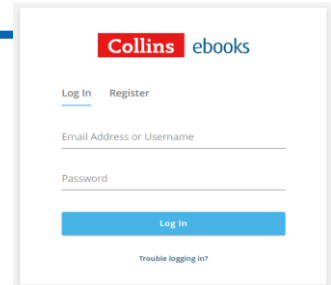
- All children are expected to read at least **three** times per week at home.
- Phonics books are sent home on **Thursday** after reading it three times at school. Re-reading is very important to develop fluency and support understanding. Please hand these back on **Monday**.
- When you don't have your phonics book, you can read books from home or the phonics e-book.
- Children can also change their 'Share a Story' book from the school library on **Thursday**. This is for you to read to the children. Please bring in the old book to swap for a new one.
- Children can record their own reading. Please can an adult check this and sign it off before reading records are checked on **Monday**.
- Children will also read in school throughout the week so please ensure their reading book and record are in their bags each day.
- Children who have read **three** times will receive a bookworm treat and their names will be entered into our half-termly raffle to receive a book token.

# Reading - ebooks

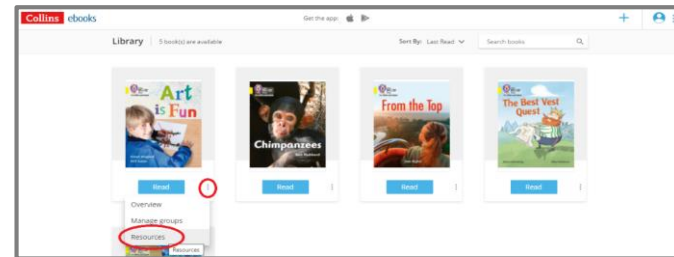
- When your child is doing reading practice sessions in school (Tuesday, Wednesday, Thursday), all books will need to be in school.
- On these days, your child will have access to the book they are reading in school via <https://ebooks.collinsopenpage.com/>
- A letter has gone out today with your child's login details.

The Collins eBooks app is available for iOS from the App Store. The app is free to download, and you can log in using the same details.

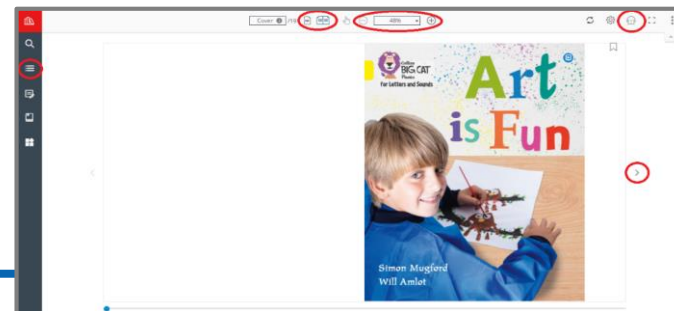
1. Log in with login details.

A screenshot of the Collins eBooks login interface. At the top, it says "Collins eBooks". Below that are links for "Log In" and "Register". There is a text input field for "Email Address or Username" and another for "Password". A blue "Log In" button is at the bottom, with a link for "Trouble logging in?" below it.

2. Select the book from the library.



3. Enjoy reading!



# Independence

	<b>Pride</b>	<b>Have a go</b>	<b>Basics</b>	<b>Responsibility</b>	<b>Educational</b>
<b>Year 1</b>	<ul style="list-style-type: none"><li>• Gather the resources for a task</li><li>• Pass books/pencils/resources appropriately to another person</li></ul>	<ul style="list-style-type: none"><li>• Complete a simple task unaided and without the need for reassurance</li></ul>	<ul style="list-style-type: none"><li>• Know their first name, middle name and surname.</li><li>• Refill own water bottle and replace lid correctly</li><li>• Change and clean themselves following a toileting accident</li><li>• Open packets (packed lunches)</li></ul>	<ul style="list-style-type: none"><li>• Independently fold and tidy away own clothing when undressing and dressing for after school clubs</li><li>• Select their own book from a pile of books, looking at the name to ensure it is their own.</li></ul>	<ul style="list-style-type: none"><li>• Write own full name accurately and with a capital letter</li><li>• Write the date and title/learning objective</li><li>• Use a ruler to underline</li><li>• Write numbers one number per square</li><li>• Write on the line starting next to the margin.</li><li>• Know the marking symbols and respond to these appropriately, with adult support where needed.</li><li>• Stick in A4 sheets accurately</li><li>• Stick in smaller sheets using the lines or squares as a guide</li><li>• Turn to the <b>next</b> clean page of an exercise book</li></ul>

# Independence

	Pride	Have a go	Basics	Responsibility	Educational
<b>Year 2</b>	<ul style="list-style-type: none"><li>Use resource banks for improvement in work before asking for help</li></ul>	<ul style="list-style-type: none"><li>Gather all items needed for a task and begin straight away, then return these items when finished</li><li>Move objects to wipe a cluttered area (e.g. cleaning up after using paint in art)</li></ul>	<ul style="list-style-type: none"><li>Pour own drink from a jug</li><li>Tie shoelaces (do not buy school shoes with laces until they can do this)</li><li>Know their own birthday and address</li></ul>	<ul style="list-style-type: none"><li>Complete homework independently and (with the aid of parents) bring in on time</li><li>Write in their own reading record and parents sign it at end of week</li><li>Take ownership of stationery and pencil case in school</li><li>Pack own bags at home ready for school</li><li>Be responsible for remembering own glasses</li><li>Collect all belongings at the end of the day</li></ul>	<ul style="list-style-type: none"><li>Independently respond to T Mail</li><li>Fold a sheet of paper in half</li><li>Use a ruler to cross out errors (one neat horizontal line)</li></ul>

# Trips and Experiences

- To help to encourage the children to become independent, we are going to be providing a variety of clubs and experiences.
- In Year 2, some of our trips will include:
  - Bowes Museum – Portraits
  - Head of Steam Railway Museum – History of the railway
  - Captain Cook Museum – Great Explorers

## Our 'Independence Away From Home' Progression

Reception and Year 1		Year 2	Year 3	Year 4	Year 5	Year 6
An extended day experience	An after-school club	An evening in school	An overnight stay off-site	A multi-day residential (activity centre)	An overnight stay (in a city close to Darlington)	A multi-day residential (in a city further afield)

# Trips and Experiences

## ENRICHMENT

## PSHE & RSE

AS A SCHOOL, WE PROMOTE THE DEVELOPMENT OF THE 'WHOLE CHILD' THROUGH CAREFULLY PLANNED ENRICHMENT OPPORTUNITIES.

	Autumn 1	Autumn 2	Spring 1	Spring 2	Summer 1	Summer 2
Reception	Teddy Bears' Picnic	Indoor Fort Building	Enterprise	Theatre Experience	Dance	Trip to the Beach
Year 1	Cheerleading	Lego Building	Arts and Crafts	Enterprise	Trip to the Aquarium	Visit to the Grange
Year 2	Visit to South Park	Hula Hooping	Following a recipe	Science Experiments	Enterprise	Trip to Saltholme
Year 3	Visit to Preston Park	Enterprise	Trip to the Life Centre	Zumba	Orienteering	Music Workshop
Year 4	Trip to Roseberry Topping	Mindfulness Colouring	STEM challenge	Mixed Martial Arts	Enterprise	Trip to Hardwick Park
Year 5	Enterprise	Ice Skating	Pilates/Yoga	Printing	First Aid	Trip to Durham on the train
Year 6	Swimming	Cross-stitch	Board Games	Enterprise	Escape Room	Den Building at Hamsterley Forest

- Following a review of our Team Hurworth stickers, we have decided to change our half-termly 'Treat' to an enrichment opportunity for all children, not linked to their behaviour.
- Linking to our wider curriculum, we are aiming to give the children a range of experiences across their school career that will help them to gain a knowledge of the world.
- As part of our PSHE curriculum, we will be learning about careers, money and enterprise. The children will be running their own enterprise activities to fundraise for one of their experiences in each year group.



# Rewards

- Children receive stamps for positive behaviour, behaviour for learning, good manners and good work.
- When they receive 10 stamps, they get a Steps to Success.
- Steps to Success are also given for big achievements, such as a fantastic piece of work or putting a lot of effort into learning.
- 20 Steps to Success = a certificate
- Certificates are awarded in order of the colours of the rainbow, metallics, gemstones and planets.



# Rewards

- For children who go 'Above and Beyond' the school expectations and do more than simply follow the rules of the school. Children who stand out at a particular time for doing something special will receive recognition for this in the form of a 'Wow'.
- A Wow text will be sent home with information about what the Wow was for.
- Individual children should not receive several of these each week; they are special and highly regarded.
- These can also be sent to groups of children or whole classes if they have gone 'Above and Beyond'!



# Rewards

- Each class has a recognition board to promote our school motto: 'Consider, Create, Contribute'.
- Each class will have a current focus linked to the needs of the class. It may be an improvement in lining up, transitioning to independent work more quickly, taking responsibility for tidying up their resources etc. We decide on these together.
- When we catch a child doing the right thing, their name is added to the recognition board. Once it is on, it cannot be removed. When all the names are on the board, the class have proven that they can all do it and if they are not, they are choosing not to. There should be a celebratory 'Hip Hip Hooray'. It is a big deal and should be made to feel as such.



# Rewards

- Each week, teachers nominate a Pupil of the Week for demonstrating excellence in relation to any of the school's six core values. This award is earned and given on merit and a child may be awarded it more than once during the year.
- In our weekly celebration assembly, each class teacher gives a small speech explaining why the child has achieved the nomination in relation to one of our six core values or sub-traits. They then receive a certificate and small prize.

Kindness



Respect



Resilience



Fairness



Teamwork



Ambition



# Consequences

- We aim to promote positive behaviour through praise, recognition and rewards.
- Unacceptable behaviour choices are dealt with through our behaviour pathway. Incidents will be recorded on CPOMs if deemed appropriate by the adult dealing with the behaviour.
- More serious behaviour issues, or persistent poor behaviour, will result in SLT being notified, the incident being recorded on CPOMs and parents being informed by an issue slip as well as in person or via a phone call.
- More information about rewards and consequences can be found in our behaviour policy.

## **Behaviour Pathway**

1. Reminder
2. Final warning
3. Time out and Repair



# Keep Up to Date

- You can find out more information about what the children are up to in school through our social media accounts.
- We also add termly information about the children's learning on the class pages on our school website:

[www.hurworthprimary.com](http://www.hurworthprimary.com)



**Hurworth Primary School**

<https://www.facebook.com/HurworthPrimarySchool/>

 **Follow @HurworthPrimary**



[Home](#) [Our School](#) [Pupils](#) [Parents](#) [Curriculum](#) [Statutory](#) [LIN Service](#) [Links](#) [Contact Us](#)

Curriculum by Year Group

EYFS

Year 1

Year 2

Year 3

Year 4

Year 5

Year 6

Hurworth  
Primary School



Any questions?