

Hurworth
Primary School

Consider. Create. Contribute

Year 1

Information Evening

Staff

Miss Newton



Mr King



Mrs Hagan



Mrs Maddison
Headteacher



Mrs Lennon
Deputy Headteacher



The School Day

The gates open at 8:45 and the children can come straight to the Year 1 classroom.

The school day ends at 3:15. Children should be collected from the school gate.

Daily Routines

Mornings

- Activities
- Phonics
- English
- Maths

Lunchtimes

- Lunch time starts at 12:00pm
- Children go straight into the hall to eat with the Reception children.
- At 12:30pm, the go out to play for 30 minutes.
- Play equipment

Playtimes

- Playtimes are at 10:45 (with the Year 2 children).
- Children are offered a piece of fruit and take their water bottles outside.
- Children are encouraged to go to the toilet at this time.

Afternoons

- Handwriting
- Reading groups- reading practise sessions
- Foundation Subjects
- Afternoon break

Statutory Assessment

Phonics Screening Test

In Year 1, the children are required to take a Phonics Screening Test.

The phonics screening check is a quick and easy check of your child's phonics knowledge. Your child will sit with myself (Miss Newton) and be asked to read 40 words aloud. Your child may have read some of the words before, while others will be completely new or made up-words.

The check normally takes just a few minutes to complete and there is no time limit. If your child is struggling, the teacher will stop the check. The check is carefully designed not to be stressful for your child.

Writing Expectations

In Year 1, our writing must always...



Have **finger spaces** between words.



Have **capital letters** to start sentences.



Have **neat handwriting** that is **formed in the correct direction** and is **sat on the line**.



Have **full stops** to finish sentences.



Have **capital letters** for names and the pronoun I.

Reading Expectations

Daily Phonics

During Phonics lessons, the children are taught how to recognise the sounds that each individual letter makes or the sounds that two or more letters make (digraphs/trigraphs). They will blend these sounds together to make a word. This allows children to 'de-code' new words that they hear or see.

Reading Practise Sessions:

3 x 20minute reading practise sessions each week.

- Tuesday- decoding
- Wednesday- Prosody
- Thursday- comprehension

Maths Expectations

	Week 1	Week 2	Week 3	Week 4	Week 5	Week 6	Week 7	Week 8	Week 9	Week 10	Week 11	Week 12
Autumn term	Number Place value (within 10) VIEW				Number Addition & subtraction (within 10) VIEW				Geometry Shape VIEW	Number Place value (within 20) VIEW		
Spring term	Consolidation	Number Addition & subtraction (within 20) VIEW			Number Place value (within 50) VIEW		Measurement Length & height VIEW		Measurement Weight & volume VIEW		Consolidation	
Summer term	Consolidation	Number Multiplication & division VIEW			Number Fractions VIEW	Geometry Position & direction VIEW	Number Place value (within 100) VIEW		Measurement Money VIEW	Measurement Time VIEW		

The Wider Curriculum

Science- Humans, Materials, Animals, Plants, Seasonal Changes

History- Children in the Past, History of Hurworth, Kings, Queens and Castles.

Geography- The Naughty Bus, Hurworth, Castles

Computing- Purple Mash (internet safety, coding, ebooks, data handling)

Art/D.T- Painting and Collage, 3D modelling/ Free-standing Structures, Greeting cards, Food Technology.

R.E- What does it mean to belong to faith?; Christianity; Judaism.

PSHE-Relationships, health and well-being, the wider world.

Music- Little Fingers (Durham Music Services)

P.E- Ball skills and Fitness, Dance, Football, Netball, Athletics, Cricket/Rounders, Gymnastics.

A more detailed overview will be added to the school website each term.

PE

- PE sessions are on a Monday.
- Children should come to school in their PE kit.
- They will need appropriate clothing for the weather (sunhats for warm weather, waterproof coats and hats for cold weather).
- All jewellery must be removed before PE. If your child is wearing earrings, please ensure that they can remove their own or you provide plasters to cover them.
- Please make sure that all hoodies are labelled with your child's name.



White T-shirt
(available with school logo)



Royal blue shorts



Royal blue hooded sweatshirt (available with school logo)



Long, plain jogging bottoms or leggings



Trainers

Homework

- Spellings and spelling rules will be taught and assessed during our phonics lessons.
- Spellings will be sent on a Monday, practised 5 times in school, quiz on a Friday including 4 words from the list, 2 words using the same spelling pattern, 2 of the year group words and 2 words from previous weeks.
- We would like the children to spend the extra-time reading their reading practice books and listening to stories.
- Occasionally, we will set the children tasks related to our Foundation subjects.
- From the spring term, children will start to bring home times tables practice sheets for 2x, 5x and 10x tables. These begin with counting in multiples of the number, progressing to 'lots of' with visual representations and finally the multiplication.

Reading at Home

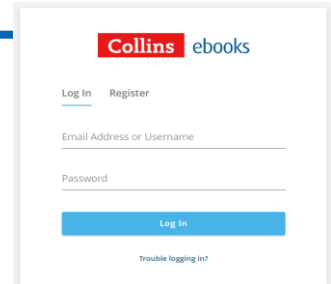
- All children are expected to read at least **three** times per week at home.
- On a Thursday, children will bring home their new reading practice books. These books are linked to the phonics they have been learning in class. Even if your child has read the book it is important to re-read books as this helps to develop fluency and support understanding.
- KS1 children will also receive a weekly 'Share a Story' book from the school library. This is for you to read to your child.
- Please could you write a short note in your child's reading record to say how they got on with their reading. Reading records will be checked on a Monday.
- Children who have read **three** times will receive a bookworm treat and their names will be entered into our half-termly raffle to receive a book token.
- Children will also read in school throughout the week so please ensure their reading book and record are in their bags each day.

Reading - ebooks

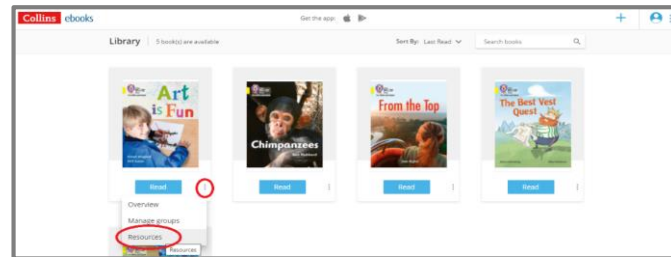
- When your child is doing reading practice sessions in school (Tuesday, Wednesday, Thursday), all books will need to be in school.
- On these days, your child will have access to the book they are reading in school via <https://ebooks.collinsopenpage.com/>
- A letter has gone out today with your child's login details.

The Collins eBooks app is available for iOS from the App Store. The app is free to download, and you can log in using the same details.

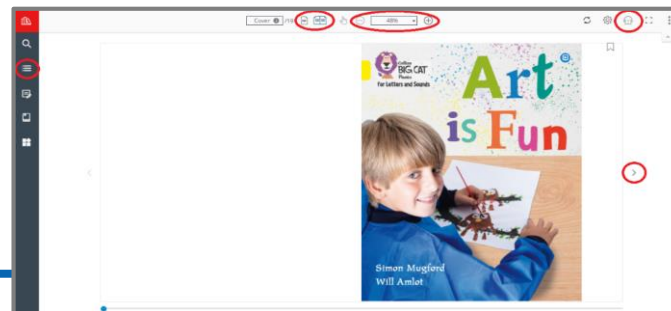
1. Log in with login details.

A screenshot of the Collins eBooks login interface. At the top, it says "Collins eBooks". Below that are links for "Log In" and "Register". There is a text input field for "Email Address or Username" and another for "Password". A blue "Log In" button is at the bottom, with a link for "Trouble logging in?" below it.

2. Select the book from the library.



3. Enjoy reading!



Independence

In order to be ambitious, our mission is to empower our children to be independent. The progressive 'independence' curriculum is detailed below:

<p>Reception</p>	<ul style="list-style-type: none"> • Give eye contact when being spoken to • Respond appropriately to greetings • Line up properly and keep up with the line when walking • Use good table manners • Know when to use 'excuse me' and how/when it is appropriate to interrupt 	<ul style="list-style-type: none"> • Have a go at activities rather than waiting for adults to lead these • Leave parents at the gate and enter school independently (by end of first half term) 	<ul style="list-style-type: none"> • Cut up own food independently • Clear own plates in the hall (scrape leftovers into the bin) • Tuck in own chair • Peel fruit • Get and use a tissue to wipe their nose and to catch a cough or sneeze and wash their hands 	<ul style="list-style-type: none"> • Have a go at hanging up and collecting coats and book bags • Put/get own things in and out of own bags • Independently undress and dress fully for after school clubs (fastening and unfastening buttons) 	<ul style="list-style-type: none"> • Write own full name (first and surname) accurately and with a capital letter • Write the date and title/learning objective • Use a ruler to underline • Write numbers one number per square (smaller squares) • Write on the line • Write next to the margin • Know the marking symbols and respond to these appropriately, with adult support where needed.
<p>Year One</p>	<ul style="list-style-type: none"> • Gather the resources for a task • Pass books/pencils/resources appropriately to another person 	<ul style="list-style-type: none"> • Complete a simple task unaided and without the need for reassurance 	<ul style="list-style-type: none"> • Know their first name, middle name and surname. • Refill own water bottle and replace lid correctly • Change and clean themselves following a toileting accident • Open packets (packed lunches) 	<ul style="list-style-type: none"> • Independently fold and tidy away own clothing when undressing and dressing for after school clubs • Select their own book from a pile of books, looking at the name to ensure it is their own. 	<ul style="list-style-type: none"> • Stick in A4 sheets accurately, making sure no edges stick out. • Stick in smaller sheets using the lines or squares as a guide, making sure these do not stick out or go over the middle of the book. • Turn to the next clean page of an exercise book

Trips and Experiences

To help to encourage the children to become independent, we are going to be providing a variety of clubs and experiences.

In Year 1, some of our trips will include:

- A trip to a local museum to support our history work- 'children in the past' (Autumn Term).
- A trip to a local Castle to support our History and Geography topic- Castles, Kings and Queens (Summer 1).
- Christmas Trip to the Pantomime (Whole School)

Our 'Independence Away From Home' Progression

Reception and Year 1		Year 2	Year 3	Year 4	Year 5	Year 6
An extended day experience	An after-school club	An evening in school	An overnight stay off-site	A multi-day residential (activity centre)	An overnight stay (in a city close to Darlington)	A multi-day residential (in a city further afield)

Trips and Experiences

ENRICHMENT

PSHE & RSE

AS A SCHOOL, WE PROMOTE THE DEVELOPMENT OF THE 'WHOLE CHILD' THROUGH CAREFULLY PLANNED ENRICHMENT OPPORTUNITIES.

	Autumn 1	Autumn 2	Spring 1	Spring 2	Summer 1	Summer 2
Reception	Teddy Bears' Picnic	Indoor Fort Building	Enterprise	Theatre Experience	Dance	Trip to the Beach
Year 1	Cheerleading	Lego Building	Arts and Crafts	Enterprise	Trip to the Aquarium	Visit to the Grange
Year 2	Visit to South Park	Hula Hooping	Following a recipe	Science Experiments	Enterprise	Trip to Saltholme
Year 3	Visit to Preston Park	Enterprise	Trip to the Life Centre	Zumba	Orienteering	Music Workshop
Year 4	Trip to Roseberry Topping	Mindfulness Colouring	STEM challenge	Mixed Martial Arts	Enterprise	Trip to Hardwick Park
Year 5	Enterprise	Ice Skating	Pilates/Yoga	Printing	First Aid	Trip to Durham on the train
Year 6	Swimming	Cross-stitch	Board Games	Enterprise	Escape Room	Den Building at Hamsterley Forest

- Following a review of our Team Hurworth stickers, we have decided to change our half-termly 'Treat' to an enrichment opportunity for all children, not linked to their behaviour.
- Linking to our wider curriculum, we are aiming to give the children a range of experiences across their school career that will help them to gain a knowledge of the world.
- As part of our PSHE curriculum, we will be learning about careers, money and enterprise. The children will be running their own enterprise activities to fundraise for one of their experiences in each year group.

Rewards

- Children receive stamps for positive behaviour, behaviour for learning, good manners and good work.
- When they receive 10 stamps, they get a Steps to Success.
- Steps to Success are also given for big achievements, such as a fantastic piece of work or putting a lot of effort into learning.
- 20 Steps to Success = a certificate
- Certificates are awarded in order of the colours of the rainbow, metallics, gemstones and planets.



Rewards

- For children who go 'Above and Beyond' the school expectations and do more than simply follow the rules of the school. Children who stand out at a particular time for doing something special will receive recognition for this in the form of a 'Wow'.
- A Wow text will be sent home with information about what the Wow was for.
- Individual children should not receive several of these each week; they are special and highly regarded.
- These can also be sent to groups of children or whole classes if they have gone 'Above and Beyond'!



Rewards

- Each class has a recognition board to promote our school motto: 'Consider, Create, Contribute'.
- Each class will have a current focus linked to the needs of the class. It may be an improvement in lining up, transitioning to independent work more quickly, taking responsibility for tidying up their resources etc. We decide on these together.
- When we catch a child doing the right thing, their name is added to the recognition board. Once it is on, it cannot be removed. When all the names are on the board, the class have proven that they can all do it and if they are not, they are choosing not to. There should be a celebratory 'Hip Hip Hooray'. It is a big deal and should be made to feel as such.



Rewards

- Each week, teachers nominate a Pupil of the Week for demonstrating excellence in relation to any of the school's six core values. This award is earned and given on merit and a child may be awarded it more than once during the year.
- In our weekly celebration assembly, each class teacher gives a small speech explaining why the child has achieved the nomination in relation to one of our six core values or sub-traits. They then receive a certificate and small prize.

Kindness



Respect



Resilience



Fairness



Teamwork



Ambition



Consequences

- We aim to promote positive behaviour through praise, recognition and rewards.
- Unacceptable behaviour choices are dealt with through our behaviour pathway. Incidents will be recorded on CPOMs if deemed appropriate by the adult dealing with the behaviour.
- More serious behaviour issues, or persistent poor behaviour, will result in SLT being notified, the incident being recorded on CPOMs and parents being informed by an issue slip as well as in person or via a phone call.
- More information about rewards and consequences can be found in our behaviour policy.

Behaviour Pathway

1. Reminder
2. Final warning
3. Time out and Repair



Keep Up to Date

- You can find out more information about what the children are up to in school through our social media accounts.
- We also add termly information about the children's learning on the class pages on our school website:
www.hurworthprimary.com



Hurworth Primary School

<https://www.facebook.com/HurworthPrimarySchool/>

 **Follow @HurworthPrimary**



[Home](#) [Our School](#) [Pupils](#) [Parents](#) [Curriculum](#) [Statutory](#) [LIN Service](#) [Links](#) [Contact Us](#)

Curriculum by Year Group

EYFS

Year 1

Year 2

Year 3

Year 4

Year 5

Year 6

Hurworth
Primary School



Any questions?