

Curriculum Overview for Parents and Carers

Year 2


Summer Term

This term we will be learning the following things. Here are some useful hints and tips for helping at home!

Overview of Learning

Ideas for Learning at Home

English



To start off the summer term, the children will be reading 'The Storm Whale' by Benji Davies. They will write a free verse poem for Year 3 and a setting description inspired by the coast in the story. This will be shared with Year 1. Afterwards, the children will read a non-fiction text about whales and write their own non-chronological report to be shared with children in Year 4.

In the final term of summer, Year 2 will read 'Wild' written by Emily Hughes. The children will retell the story in three parts and share their final draft with Reception. They will also produce an email asking for advice from the main character in the story. Finally, Year 2 will create a persuasive poster about their school trip to Saltholme Nature Reserve. This will be aimed at the Year 1s preparing them for their experience the commencing year.

Encourage your child to recite their weekly nursery rhyme or poem and practise their spellings using spelling shed, their homework book or in whichever way suits your child best.

<https://www.spellingshed.com/en-gb/>

Please encourage your child to read at home at least three times a week. This is to build up their fluency so that they can access a wider range of books in the school library in Year 3.

Maths



To start the summer term, Year 2 will be covering money and learning to count and make amounts. This will involve using their knowledge of number bonds. The children will begin to find change and solve one and two step money related problems. Year 2 will then move on to properties of both 2D and 3D shapes. This will involve recognising and sorting them. In this unit, the children will learn about lines of symmetry.

After half term, the children will move on to measurements focusing on centimetres and metres. They will order and compare measurements and then make calculations involving them. Finally, Year 2 will move on to mass and measure in kilograms and grams. This will also involve ordering, comparing and calculating. Afterwards, the same learning structure will be applied to capacity and the children will be exposed to temperature.

When you are shopping, involve your child in the payment process or ask them to make the correct amount? Can they help you find the correct coins and notes? Can they work out the change from £1? Use change from your purse/wallet and allow your child to explore using money.

If you are baking/cooking, involve your child with weighing out the ingredients.

Science



This term, we will be exploring plants and how they grow. We will be spending time observing and describing how seeds and bulbs grow into mature plants, and finding out what plants need to thrive: water, light and a suitable temperature. We will be growing our own plants and observing how they grow

You could use your green fingers to grow your own plants at home. Your child could observe them and measure them regularly, keeping a diary of their growth.

This is a great website for simple science experiments to do together at home:

<http://www.sciencefun.org/kidszone/experiments>

History



In our last term, we will be learning all about explorers in our history lessons, finding out more about what an explorer is and the different ways they can do this. We will look at Captain James Cook, a local significant figure, through a visit to the Captain Cook Birthplace museum, learning about his voyages around the world. We will also investigate Sir Ernest Shackleton and Sir Ranulph Fiennes, thinking about how their expeditions to the South Pole compared to each other and today using historical sources to help us answer questions about the past. After this, we will move onto looking at how explorers have gone into space, looking at Neil Armstrong and Valentina Tereshkova. We will also explore Amelia Earhart's story, and how she made history by completing the first solo flight across the Atlantic Ocean. We will be looking at why these explorers are significant today, thinking about their impact on our lives and how we can remember them.

Read about other explorers and think about how their journeys were different:



Geography



In geography this term, we will be expanding our view to the whole world. We will explore the continents and oceans of the world, learning to name and locate them. Following this, we will move onto identifying hot and cold places in the world, looking at the equator and the northern and southern hemispheres. We will explore the continents of Australia and Antarctica in more detail, identifying human and physical features within them. We will then identify geographical similarities and differences through studying the human and physical geography of Darlington and Sydney, Australia.

Listen to the continents and oceans songs:

<https://youtu.be/K6DSMZ8b3LE>

<https://youtu.be/X6BE4VcYngQ>

Find out more about the continents of the world and play the games:

<https://www.bbc.co.uk/bitesize/articles/zw7gsk7>

Art & Design



This term, we will be exploring the art work of Clarice Cliff and Esther Malangu. The children will experiment with clay by imprinting different lines on clay, rolling out different shapes and use clay tools to roll, mould, shape, cut, coil, twist, scratch and press. Year 2 will then apply their sculpting skills by making a pot. They will then paint it using the paint mixing knowledge they have learnt over the year. Once their sculpture is complete, they will review theirs and other's work.

Perhaps you can practise rolling, moulding, shaping, cutting, coiling and twisting with plasticine or play dough. If you don't have any, try making your own with flour, oil, salt and water. You can find the quantities and ratios here: <https://www.bbcgoodfood.com/howto/guide/playdough-recipe>





RE



In RE, we will learn about how Christians believe Jesus brings good news for all in our first half term. The good news includes being loved by God and being forgiven for bad things. The children will also learn that Christians believe Jesus is a friend to the poor and friendless and believe his teachings made people think about the way they live. The children will hear stories from The Bible that tell accounts of good news and learn what this means for Christians. We will look at what this means for them and how they follow those teaching in real life.

You could discuss with your child your own beliefs about sacred places and why they are special to you. If possible, you could go visit them together.

In our final half term, Year 2 will explore what makes some places sacred to believers. In this unit, we will reflect on what places are special to us and compare the sacred places amongst several faiths.

| | | |
|---|---|--|
| <p>PE</p>  | <p>In their first half term, the children will develop skills in hitting with a range of equipment and catching different-sized ball. This will also involve learning to bowl using an underarm throw. Additionally, they will develop their athletics skills learning to run for longer distances, throwing and jumping further distances and working together as a team in order to be successful.</p> <p>In their final half term, the children will develop their skills learnt in the last half term with hitting, catching and running. They will develop their tactics so they can be more successful in basic games and learn the roles of key players in a cricket team. Additionally, Year 2 will be developing teamwork and collaboration skills in outdoor adventurous activities. This will involve guiding someone who is blindfolded and completing a treasure hunt.</p> | <p>Please ensure that your child remembers to come in their PE kit every <u>Tuesday</u>. We will be outside in all weathers (within reason) so please ensure your child has a waterproof jacket and a cap as the warmer and brighter months (hopefully) arrive.</p> |
| <p>PSHE</p>  | <p>In Year 2's first topic of PSHE, they will be learning about how we can get money and what we can do with it. They will discover where money comes from and how we can pay using different methods. Additionally, we will be visited by a local bank to help us understand the concept of saving.</p> <p>In their final PSHE topic, Year 2 will be learning about keeping safe in different places such as in the sun, by water, around household products and medicines. In this unit, the children will be also reminded about the safety of being safe online.</p> | <p>Please reiterate to your child the importance of being safe in different places. The Canal and River Trust website is useful promoting those key messages around water safety. Our social media pages regularly update potential dangers that children may face when online.</p> |
| <p>Music</p>  | <p>In music, we will embed the dimensions of music we have learnt so far (pulse, rhythm, pitch, dynamics and tempo) using voices and instruments. We will look at graphic notation skills to compose simple rhythms, without musical accompaniment and play compositions on tuned and untuned instruments. Afterwards, the children will perform pieces to other groups.</p> | <p>Listen to different pieces of music together. Practise finding the pulse of the music, then listen carefully to the tempo. Is it a fast or a slow song, or somewhere in between? Listen to the dynamics of the song. Are there parts where the song is quieter or louder? Which part of the song is it that changes?</p> |
| <p>Computing</p>  | <p>In their first topic of the summer term, the children will be using Purple Mash to create pictures. These lessons explore some of the templates and functions of 2Paint a Picture alongside learning about artists and art movements such as pointillism and surrealism.</p> <p>In their final topic, Year 2 will be presenting ideas using Purple Mash. They will learn to present a story in different ways, present a quiz and make a fact file.</p> | <p>Please encourage your child to be safe when online and keep an eye on our Facebook and Twitter pages for advice to parents regarding online safety for children. Use apps that support their learning. There are lots of amazing free apps and websites!</p> <p>BBC Dance Mat is a great website to practise typing with two hands. https://toybox.tools.bbc.co.uk/activities/id/activity-dance-mat-typing/exitGameUrl/http%3A%2F%2Fwww.bbc.co.uk%2Fguides%2Fz3c6tfr</p> |

**Trips,
Experiences
and
Enrichment**



Captain Cook Museum (history)
Sponsored Colour Run (enterprise)
Saltholme Nature Reserve (Enrichment & Science)

Within school we have 6 values: **Kindness, Respect, Resilience, Fairness, Teamwork** and **Ambition**.
These are interwoven through our curriculum and everyday practice.