

# Curriculum Overview for Parents and Carers

## Year 2

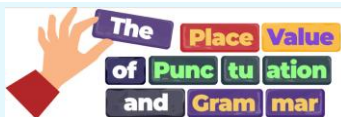
## Autumn Term

This term we will be learning the following things. Here are some useful hints and tips for helping at home!

### Overview of Learning

### Ideas for Learning at Home

#### English







We will be starting our English learning this year with a foundation of punctuation and grammar. This will cover the types of words and punctuation children will need to begin writing sentences, such as nouns, verbs and subjects. These grammar and punctuation lessons will be taught alongside a series of carefully chosen texts, giving children opportunities to apply their new learning in context. The writing sequence for Autumn 1 will follow the structure: Immerse, Grammar, Grammar, Spelling and Dictation, and Compose. The sequence begins by sparking interest in the story and engaging children with what they will be writing about. It then supports them in developing their skills step by step to compose a series of sentences at the end of the week. This learning will give the children the foundation and confidence they need to begin extended pieces of writing in Autumn 2.






First, we will base our writing around the book *The Bog Baby*, writing sentences to give information about the character and where they live. We will also explore the texts *On Sudden Hill*, *The Girl Who Loves Bugs*, and *Gustavo The Shy Ghost*, writing with the purpose to inform, retell or recount.



In Autumn 2, our writing sequence will develop, encouraging children to develop their own ideas and vocabulary for composition. Children will begin to plan for writing before writing their own compositions and will gain more independence when re-reading and checking their work. We will write a real-life recount about one of our trips. Then we will be inspired by the book *Orion and the Dark*, writing a character profile, and retelling part of the story.

Encourage your child to recite their weekly nursery rhyme or poem and practise their spellings using their homework book, or in whichever way suits your child best.

Your child must read at least three times a week at home.

|  |   |   |
|--|---|---|
| <p><b>Maths</b></p>               | <p><b>Place Value</b> – To start the new academic year, the children will be learning about the place value of numbers up to 100. This will involve portioning numbers, representing them in different ways, estimating, comparing and ordering.</p> <p><b>Addition &amp; Subtraction</b> – Children will recall number bonds to 20 and use these facts to work out number bonds to 100. We will add and subtract two-digit numbers mentally and using concrete &amp; pictorial manipulatives.</p>  | <p>Encourage your children to practise their number bonds and counting in 2s, 5s and 10s at home as this will significantly benefit their learning in various areas of maths.</p> <p>Practise counting forwards and backwards from any number in ones or tens.</p>                                |
| <p><b>Science</b></p>             | <p><b>Animal's Needs for Survival</b> - In this topic, the children will learn about what animals, including humans, need to survive.</p> <p><b>Humans</b>- In this topic, we will discuss how to keep our bodies and minds healthy. The children will learn more about what kinds of foods help us to stay healthy, why exercise is good for us, and why personal hygiene is important to keep us healthy.</p> <p><b>Uses of Everyday Materials (1)</b> - In this topic, the children will be identifying and comparing the suitability of a variety of everyday materials. They will look at materials in our environment and investigate the properties of everyday materials. They will use their observations and findings to compare the suitability of different materials for different purposes.</p> | <p>Find out what you need to look after different animals by asking family and friends.</p> <p>This is a great website for simple science experiments to do together at home:<br/><a href="http://www.sciencefun.org/kidszone/experiments">http://www.sciencefun.org/kidszone/experiments</a></p> |
| <p><b>History</b></p>            | <p>In our topic about the <b>Great Fire of London</b>, the children will be thinking about a significant event and person from beyond living memory. They will ask the question 'How do we know what happened during the Great Fire of London?', using a variety of sources, including Samuel Pepys' diary, to find out how and why the fire started and how it spread. They will investigate the way people lived at that time and be able to describe how London has changed, including its buildings, people and transport.</p>  | <p>You could make a model building based on the houses or shops of London in the past.</p>  |
| <p><b>Geography</b></p>         | <p>Our first Geography topic will involve a study of <b>Hurworth</b>. We will be investigating the human (manmade) and physical (natural) features of our local area and exploring why streets have names and postcodes. We will also be learning about different types of maps and learn how to plot a route on a map. We will then put our skills to the test by carrying out some fieldwork in the village!</p>  | <p>Go for a walk in your local area and talk about what features you notice. If you are going shopping or for a day out, your child could plot a route first and you can follow it together.</p>  |
| <p><b>Art &amp; Design</b></p>  | <p>In our first art topic, <b>Drawing: Abstract Portraits</b>, children will learn about the abstract artists Jean-Michel Basquiat and Pablo Picasso. The children will learn about warm and cool colour families. They will experiment with lines, dots and shapes to create texture and facial features and then move on to creating a portrait of a face.</p>  | <p>Why not create your own portrait at home? You could use paint, crayons or pencils to create your portrait. Can you use different strokes to show texture?</p>  |

|   |   |  |
|---|---|--|
| <p><b>Design &amp; Technology</b></p>  | <p>Our first topic will be <b>Cooking</b>. First, we will explore what cooking is and when and where cooking takes place. We will then learn the origins of the food we will be making and focus on any special ingredients. The children will learn various skills including how to safely design a food item, follow a recipe, prepare ingredients safely, and evaluate their food. We will cook pizza and gingerbread.</p>   | <p>Can you get involved with cooking at home? You could ask an adult at home to help you bake something – or you can help out with making your tea one day! What skills can you use?</p>   |
| <p><b>RE</b></p>                       | <p><b>What might Hindus learn from the story of Rama and Sita and the celebrations of Diwali?</b></p> <p>In this topic, we will learn about Hinduism through the story of Rama and Sita. We will explore the concept of belonging and the children will have the opportunity to discuss what this means to them. We will explore how Hindus might celebrate the festival of Diwali and how the festival and celebrations might make them feel a sense of belonging.</p> <p><b>Why do Christians believe God gave Jesus to the world?</b></p> <p>In our topic leading up to Christmas, we will explore the beliefs of Christians and identify the reasons why Christians believe Jesus was given to the world. We will learn about what this means for Christians and how they live their lives.</p> | <p>There are some lovely videos about Hinduism on the BBC Bitesize website.<br/><a href="https://www.bbc.co.uk/bitesize/topics/zwv8q6f">https://www.bbc.co.uk/bitesize/topics/zwv8q6f</a></p> <p>You could talk about ways you feel a sense of belonging with your family and friends.</p> |
| <p><b>PE</b></p>                       | <p>In this first term, Year 2 will be developing their running, jumping and throwing skills. The children will also be learning to developing their attacking, defending and shooting skills using a range of different sized balls. In the second half term, they will do gymnastics and continue developing their attacking, defending and shooting skills.</p>   | <p>Please ensure that your child remembers to come in their PE kit every <b>Monday</b>. We will be outside in all weathers (within reason) so a warm tracksuit, waterproof, hat and gloves are also needed as we head into winter.</p>   |
| <p><b>PSHE</b></p>                   | <p>In our first half term, Year 2 will be learning how to keep themselves and others safe. The children will learn how to help others and look after the environment. The children will also learn how to ask for and give consent online.</p> <p>In the second half term, we will discuss how different situations can affect us and make us feel. Children will learn how actions and words can impact us and what bullying means. Children will also continue to develop their understanding of online safety, learning about how to be safe when using technology independently.</p>  | <p>Find out more about anti-bullying week at:<br/><a href="http://www.anti-bullyingalliance.org.uk/anti-bullying-week">www.anti-bullyingalliance.org.uk/anti-bullying-week</a></p>   |
| <p><b>Music</b></p>                  | <p>Our music this term will focus on singing, looking at how the elements of music such as rhythm and pulse are seen in the songs we learn. We will also listen to a wide range of music and discuss what we think about it.</p>  | <p>Listen to different types of music at home and discuss what you think. Do you like the piece of music? Why/why not? How does it make you feel?</p>  |

|   |  |  |
|---|--|--|
| <p><b>Computing</b></p>                          | <p>To start our computing work for this year, we will learn about Online Safety. We will discuss how we can ask for and give consent online, and why it is important to gain permission from our trusted adults before going online.</p> <p>We will then begin the topic 'Route Explorers'. Children will learn to build simple algorithms to move characters along routes. They will need to consider direction and distances and create commands.</p> <p>In Autumn 2 we will continue our Online Safety unit, discussing the question 'What rules should we follow when using technology independently?'.</p> <p>Our final unit in the Autumn term will be 'The Internet'. This unit introduces children to the fundamentals of the internet, including its purpose, how we access it, and how to use it safely and effectively. Through engaging activities, children will explore the roles of browsers and search engines, websites and webpages and develop the skills needed to search for and evaluate information online.</p> | <p>Please encourage your child to be safe when online and keep an eye on our Facebook and Twitter pages for advice to parents regarding online safety for children. Use apps that support their learning. There are lots of amazing free apps and websites!</p> <p>BBC Dance Mat is a great website to practise typing with two hands.</p> |
| <p><b>Trips, Experiences and Enrichment</b></p>  | <p>Fieldwork in Hurworth (Geography)</p> <p>Visit to South Park (Enrichment)</p> <p>Visit to MIMA (Art)</p> <p>Pantomime</p>   |  |

Within school we have 6 values: **Kindness, Respect, Resilience, Fairness, Teamwork** and **Ambition**.  
These are interwoven through our curriculum and everyday practice.